



CP-M1A

HIGH-CAPACITY AND EASY-TO-USE

- User-Friendly Design - Quick and Easy Media Reload
- Multiple Print Sizes: 2x6, 3.5x5, 4x6, 5x7, 6x6 and 6x8
- High-Definition Photographs with Brilliant Color Quality
- Captures Extreme Details in Bright and Dark Prints
- Prints in Glossy and Matte Finish

EXCEPTIONAL PRINT QUALITY

CAPTURES EXTREME DETAILS IN BRIGHT AND DARK PRINTS

Designed with Mitsubishi Electric's proprietary print-head control engine and image processing algorithm for high-quality photos.

VIBRANT COLOR DEPTH



Other Printers



CP-M1A



*Sample images are simulated for illustration purposes only.

HIGH-DEFINITION PRINTING



Other Printers



CP-M1A



Ensures high fidelity when printing fine detailed images.


EASY-TO-USE DESIGN

QUICK AND SIMPLE INK LOADING

NEW INK RIBBON



Ready-to-use out of the box. No assembly required.



1 PULLOUT



Simple one-hand pull out operation.

2 INSERT THE INK RIBBON



Ink-Roll comes pre-assembled in built-in cartridge out of the box, just drop it in!

3 COMPLETE INSTALLATION




Set the ink-ribbon firmly in place to complete installation.

IDEAL FOR KIOSK AND PHOTO BOOTHS

SMALLEST FOOTPRINT WITH 750-PRINT CAPACITY



Compact, space-saving design is perfect for integration into kiosks and photo booths.



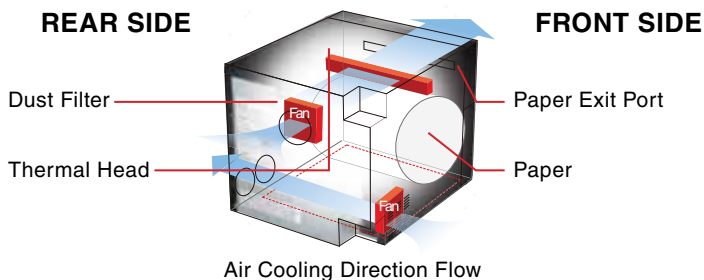
4 x 6"
750
SHEETS



Made for high-capacity and high-volume prints. Reduces media reloading, save time and overall operation cost.

DUST-RESISTANT DESIGN

Optimal cooling design with separate airflow for power circuit and thermal print head. Positive air pressure prevents dust particles from entering the print engine.



QUICK AND SIMPLE MEDIA LOADING


REPLACE AND LOAD PRINT PAPER IN 3-EASY STEPS

NEW

PAPER ROLL



Paper roll comes ready for immediate loading out of the box. No flanges needed.



1 INSERT THE PAPER ROLL



Paper roll comes pre-assembled with built-in flanges. Take out the dust bin and insert the paper roll.

2 SET THE PAPER ROLL IN PLACE



Remove the sealing tape from the paper roll and feed the paper until Green light is ON.

3 COMPLETE INSTALLATION



Replace the dust bin into its proper position and close the front printer access door.

SPECIFICATIONS

Model	CP-M1A Series		
Printing Method	Dye-sublimation		
Gradiations	256 levels for each color		
Print Resolution	300 DPI		
Print Finish	Glossy / Matte		
Paper Capacity	3.5 × 5"	800	
	4 × 6"	750	
	5 × 7"	400	
	6 × 8"	375	
Print Speed	Print Size	Glossy Mode	Matte Mode
	3.5 × 5" ^{*2-4}	approx. 11.1 sec.	approx. 14.3 sec.
	4 × 6" ^{*3-4}	approx. 12.0 sec.	approx. 15.5 sec.
	5 × 7" ^{*5}	approx. 20.8 sec.	approx. 26.9 sec.
	6 × 8" ^{*5}	approx. 22.5 sec.	approx. 29.4 sec.
Interface	Hi-Speed USB (Ver. 2.0)		
Available Software Drivers	Windows® 7/8/10 (32 bit / 64 bit) ^{*6} , ARM Linux CUPS driver		
Frame Memory	128MB		
Dimensions (WxDxH)	approx. 11.81" × 13.78" × 11.06"		
Weight	30.9 lbs.		
Power Supply	100-240V±10% AC 50/60Hz		
Power Consumption	4.0 A		
Accessories	Paper strip bin (1), Quick set-up guide (1), Safety guide (1), Power cord (1)		

Online resource CP-M1A drivers available at: <https://me-vis.com/professional-printers/photo-printers/cp-m1a-dye-sub-photo-booth-printer/>

CONSUMABLES (MEDIA, SOLD SEPARATELY)

Model	Size	Print Capacity	Remarks	Thickness
CK-M46S	4 × 6"	750 prints	Max. prints (2prints/cycle)	approx. 210µm
CK-M57S	3.5 × 5"	800 prints	Max. prints (2prints/cycle)	
	5 × 7"	400 prints		
CK-M68S	4 × 6"	750 prints	Max. prints (2prints/cycle)	
	6 × 8"	375 prints		

- *1: Print speed measure excludes initialization operation time and data transfer time.
- *2: 3.5 × 5" is the time obtained by dividing the 5 × 7" into two 3.5 × 5".
- *3: 4 × 6" is the time obtained by dividing the 6 × 8" into two 4 × 6".
- *4: 3.5 × 5", 4 × 6" Printing time for the third and subsequent prints at continuous printing.
- *5: 5 × 7", 6 × 8" Printing time for the second and subsequent prints at continuous printing.
- *6: Windows® 7, 8 and 10 are registered trademarks of Microsoft Corporation in the United States and/or other countries.

SUPPORT MULTIPLE SIZES

Various print sizes is customizable by using the Mitsubishi Electric custom SDK.



3.5 × 5"



4 × 6"



5 × 7"



6 × 8"



2 × 6"



5 × 5" and 6 × 6"
square prints



for a greener tomorrow

Eco Changes is the Mitsubishi Electric Group's environmental statement, and expresses the Group's stance on environmental management. Through a wide range of businesses, we are helping contribute to the realization of a sustainable society.



MITSUBISHI ELECTRIC CORPORATION

USA/Latin America | **MITSUBISHI ELECTRIC VISUAL IMAGING SYSTEMS**
Professional Product Sales
Phone: 888.307.0388
www.mitsubishi-imaging.com

Canada | **MITSUBISHI ELECTRIC SALES CANADA, INC.**
Display & Imaging Solutions Division
Phone: 905.475.7728
www.mitsubishielectric.ca