

EXTREME AND RAZOR NARROW BEZEL LCD MONITORS

High Performance LCD Display Walls

- ▶ Designed and built for 24/7 continuous operation
- ▶ Virtually seamless narrow bezels
- ▶ Tiling compatibility with frame compensation
- ▶ Up to 700 cd/m² brightness with anti-glare surface
- ▶ Available models:
LM55P3 - 1.8 mm narrow bezel
LM55P4 - 0.88 mm narrow bezel



RELIABLE. FLEXIBLE. SCALABLE.

FEATURES

EXTREME AND RAZOR NARROW BEZEL LCD MONITORS

Mitsubishi Electric's extreme and razor narrow bezel LCD monitors are specifically engineered for 24/7 operation to address the needs of demanding mission critical environments by delivering stunning visuals with innovative features and unbeatable durability and reliability.*

LM55P3 Full HD (1920 × 1080)
55" (Viewable image size: 1209.6 × 680.4)
1.8 mm narrow bezel



LM55P4 Full HD (1920 × 1080)
55" (Viewable image size: 1209.6 × 680.4)
0.88 mm narrow bezel



* No image staining occurs even in 24-hour operation, although the image persistence could still happen if a static image is displayed for a long term.

Near-Seamless Design


Mitsubishi Electric's narrow bezel LCD monitors create a video wall solution with multiple display images that appear nearly seamless with a tiled bezel.




* Depending on the product and installation conditions, the joint width may be larger than min. bezel

Tiling Compatibility With Frame Compensation

Frame compensation supports up to 25 displays in 5x5 configuration to avoid image distortion at the seams, ensuring image accuracy when spread across multiple screen displays.



Frame Compensation
OFF



Frame Compensation
ON

Reverse Scan

Reverses direction of image scanning to smoothly play enlarged videos on multiple displays.



Reverse Scan Mode OFF



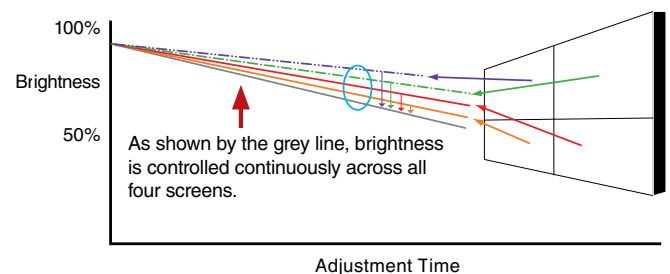
Reverse Scan Mode ON

Dynamic Brightness Balance*

Mitsubishi Electric pioneered and developed Multi-Vision balancing technology to achieve brightness uniformity and display alignment across multiple screens by ensuring proper coordination of internal sensors and inter-screen communication functions.

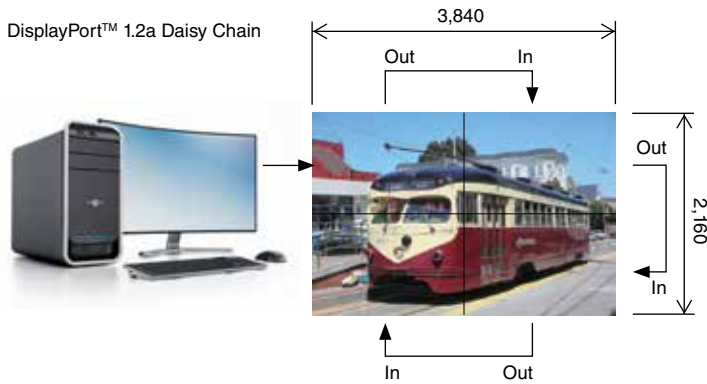
*Only available for LM55P4 (not LM55P3)

4-Screen Multi-Image:



4K Resolution

Using DisplayPort™, easily configure four LCD Panels in a 2x2 format via daisy-chain connection to achieve a 4K display (3,840 x 2,160) with stunning colors and clarity.



* Check with your local sales representative for recommended graphics boards.

Equipped With Intel® OPS Slot

Mitsubishi Electric narrow bezel LCD displays are equipped with an Intel Open Pluggable Specification (OPS) slot to expand the scope of any application. Easily integrate a variety of peripheral equipment that support HDCP long distance signal transmission, of up to 100 meters or 328 feet with CAT6 (STP) cables.



Optional Accessories



BR-LM1KK

Front-access wall mount bracket
(for use with LM55P3 only)



DP-02RK

LM55P3 and LM55P4
Remote Control

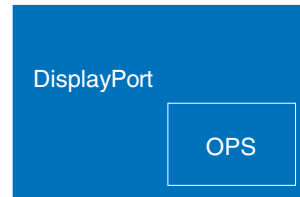


VC-LM1HD

HDBaseT OPS module input board

Picture-In-Picture

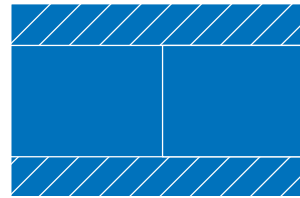
PIP feature allows quick access to auxiliary displays through screen layering. Two images can be easily layered and displayed on a single screen, with the sub-display movable to a user-desired location allowing optimal display of both screens.




PIP
(Picture-In-Picture)



P by P
(Picture-By-Picture)(ASPECT)



PoP
(Picture-Out-Of-Picture)



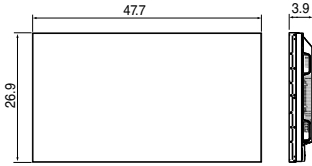
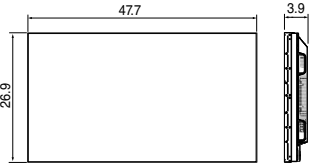
P by P
(Picture-By-Picture)(FULL)

1. Maximum sub-display size possible is 960x540 pixels.
2. Image input from HDMI, DVI, D-SUB, DisplayPort™, OPS possible
3. Depending on the scaling setting, in some cases there may be no movement.

Other Features

- Digital Zoom
- Programmable Scheduling
- Screen-saver
- LAN Control
- Display Port
- SDI Connection (Optional)
- Remote Control (Optional)
- HDBaseT™ Input Board (Optional)

Specifications

Model Name		LM55P3	LM55P4
Dimensions (Units: inches)			
Dimensions (W x H x D)		47.7 x 26.9 x 3.9"	
Screen Surface Treatment		Anti-glare (Haze 44%), Hard coating (3H)	
Mullion Size (total)		1.8 mm*1	0.88 mm*1
Resolution		Full HD (1920 x 1080 pixels)	
Screen Size		55" (H: 1209.6mm, V: 680.4mm)	
Backlight Technology		LED (direct)	
Operation Lifetime		60,000 hrs. (typ.)*2	up to 100,000 hrs. (typ.)*2
Viewing Angle		178° (CR>10)	
Brightness	High Bright	700 cd/m ²	
	Standard	500 cd/m ²	
Contrast Ratio		1200:1 (typ.)	1100:1 (typ.)
Display Colors		1.07 billion (10-bit)	
Image Signal Terminals	Input	DisplayPort™ (1.2a) x1, DVI-D (with HDCP) x1, D-Sub 15 x1 (YPbPr supported)	DisplayPort™ (1.2a) x1, DVI-D (with HDCP) x1, HDMI x1 (HDR supported), D-Sub 15 x1 (YPbPr not supported)
	Output	DisplayPort™ (1.2a) x1	DisplayPort™ (1.2a) x1
Audio Terminals		3.5 mm phone jack (input/output) SPDIF (optical digital audio output)	-
Control Signals		LAN: RJ45 (10BASE-T/100BASE-TX), RS-232C: 2.5 mm phone jack, Wired remote: 3.5mm phone jack, IR Receiver	LAN: RJ45 (10BASE-T/100BASE-TX), RS-232C: 2.5 mm phone jack, IR Receiver
Optional Input Board Slot		Intel® OPS slot x1*5	
Power Consumption (without OPS)	High Bright	250 W (typ.)	250 W (typ.)
	Standard	180 W (typ.)	166 W (typ.)
Voltage Range		100-240VAC±10%, 50/60Hz±1Hz	
Weight		53.8 lbs. (24.4 kg)	
Operating Environment		5-35°C (41-95°F) 20-80% relative humidity	

*1: When using with BR-LM1KK, the optional wall mount frame: A certain additional psychological gap is required to draw the monitors out for maintenance. About 1 mm is recommended. For use with LM55P3 only.


*2: No image staining occurs even in 24-hour operation, although the image persistence would still happen if a static image is displayed for a long term.

*3: When the ambient temperature rises over 30°C, the max stack height will be up to 4 in high bright mode.

*4: Can receive a DisplayPort™ SST (single-stream transport) signal. For example, a regular 3840 x 2160 pixel image from a signal source can be displayed natively on a 2x2 of LCD wall through daisy chaining.

*5: OPS is a controller module and slot standard for digital signage produced by Intel® Corporation.

Connector Terminals



- ① LAN connector
 - ② Remote controller connector
 - ③ RC-232C connector
 - ④ DVI-D in
 - ⑤ DisplayPort in
 - ⑥ D-SUB in
 - ⑦ Audio in
 - ⑧ USB (For factory use)
 - ⑨ OPS slot
- Others (Side Terminals)
- DisplayPort out
 - SPDIF
 - AUDIO out



for a greener tomorrow

Eco Changes is the Mitsubishi Electric Group's environmental statement, and expresses the Group's stance on environmental management. Through a wide range of businesses, we are helping contribute to the realization of a sustainable society.



USA / Latin America

MITSUBISHI ELECTRIC VISUAL IMAGING SYSTEMS

Professional Product Sales
Phone: 888.307.0309
www.mitsubishi-displaywall.com

Canada

MITSUBISHI ELECTRIC SALES CANADA, INC.

Display & Imaging Solutions Division
Phone: 905.475.7723
www.mitsubishielectric.ca