

Product Specifications

DLP™ LED Display Cube



Combination model name:

Model: 50XE74

Information in this document is subject to change without notice.

**Mitsubishi Electric Corporation
Kyoto Works**

Date: December 20, 2013

50XE74 models Specifications

(1) Combination model name

Combination model name	Unit model name			Features
	Engine	Cabinet	Screen	
50XE74U	VS-XE74U	S-5070CA	SC-5075U	Redundant LED light source Black stripe screen
50XE74L	VS-XE74U	S-5070CA	SC-5075L	Redundant LED light source Fine cross screen
50XE74B	VS-XE74U	S-5070CA	SC-5070B	Redundant LED light source Black bead screen

(2) Image panel and light source

Type	DLP™ technology (0.7" DLP™ 1 chip) DarkChip3™, BrilliantColor™
Resolution	1024 x 768 pixels
Light source	Redundant LED (RGB)
Light source average lifetime	100,000hours @ ADV.ECO mode 80,000hours @ Other modes

DLP and Digital Light Processing are trademarks of Texas Instruments.

(3) Electric specification

Power consumption Thermal dissipation (with 1 input board typ.)	Mode	Power consumption	Thermal dissipation
	BRIGHT	174W	150kcal/h (594BTU/h)
	NORMAL	127W	109kcal/h (434BTU/h)
	ECO	102W	88kcal/h (346BTU/h)
	ADV.ECO	79W	68kcal/h (270BTU/h)
Voltage range	AC 100 – 240V +/-10% , 50/ 60Hz +/-1Hz		
Operating current (100/240V)	2.6/1.3 Amp.		
Inrush current (100/240V)	30/60 Amp.		
Control signal input	RS-232C: D-Sub 9 pins		
	LAN: RJ45 x1 (10BASE-T/100BASE-TX)		
	D-Sub 9 pins x 2 (input, output) Mitsubishi original control link		
	Wire remote: F3.5Jack		
	IR Receiver		
Input board slot	Input board slot for optional input board x 3		
Input signal specification	Refer to (10) Optional input board specification		
Overlay function	Up to 6 windows per each screen.		

(4) Optical specification (Typical value)

Screen model name		SC-5075U	SC-5075L	SC-5070B
Brightness	BRIGHT mode	850cd/m ²	430cd/m ²	200cd/m ²
	NORMAL mode	650cd/m ²	330cd/m ²	160cd/m ²
	ECO mode	470cd/m ²	240cd/m ²	110cd/m ²
	ADV.ECO mode	140cd/m ²	70cd/m ²	30cd/m ²
Viewing angle	Horizontal	1/2 gain: +/- 35° 1/10 gain: +/- 57°	1/2 gain: +/- 35° 1/10 gain: +/- 57°	1/2 gain: +/- 35° 1/10 gain: +/- 75°
	Vertical	1/2 gain +/- 10° 1/10 gain: +/- 28°	1/2 gain +/- 33° 1/10 gain: +/- 55°	1/2 gain +/- 35° 1/10 gain: +/- 75°
Screen size		50" Diagonal size (1015mm x 761mm)		
Light output		600ANSI Lumen @BRIGHT mode		
Contrast ratio		1700:1		
Brightness uniformity		95% at 90% image height		
Geometry distortion		0.2%		
Mullion size (*)		0.2mm – 1.0mm		
Lateral color shift Red – Green Blue – Green		0.5pixel		

(*) Depending on configuration and environment.

1.0mm recommended for large walls to allow for expansion due to heat and humidity.

(5) Mechanical specification (Approximate value)

Dimensions	Width	1016mm / 40.0"		
	Height	1015mm / 40.0"		
	Depth	630mm / 24.8"		
Weight		72kg / 159lbs		
Audio noise		34dBA (typ.) (at 1m distance from screen center)		
Packing dimensions		Engine unit	Cabinet unit	Screen unit
	Width	910mm / 35.8"	1105mm / 43.5"	1170mm / 46.1"
	Height	500mm / 19.7"	1193mm / 47.0"	940mm / 37.0"
	Depth	530mm / 20.9"	748mm / 29.5"	180mm / 7.1"
Packing Weight		37kg / 82lbs	47kg / 104lbs	16kg / 35lbs
Accessories		Engine unit: User's manual, Control cable Cabinet unit: User's manual, Chassis cover Parts for connecting cubes Bolts for engine fixation, Joint hole seal		

(6) Environment

Temperature and humidity Condition at operation	10°C – 35°C (50°F – 95°F), 20% – 80% non condensing
Temperature and humidity Condition at storage	-20°C – 50°C (-4°F – 122°F), 20% – 80% non condensing

(7) Safety approval

Safety approval	UL60950-1, CSAC22.2No.60950-1, EN60950-1 K60950-1, AS/NZS60950.1, GB4943.1
EMC	FCC part15 Subpart B Class A ICES-003 Issue No.5 Class A EN55022 Class A, EN55024 EN61000-3-2, EN61000-3-3 KN22 Class A, KN24 AS/NZS CISPR 22 Class A GB9254 Class A, GB17625.1 VCCI Class A, JIS C 61000-3-2

(8) Parts reliability (Average lifetime)

Cooling fan	100,000hours
-------------	--------------

(9) Options

Remote control unit	R-XL50TX / R-XL51TX
Analog RGB input board	VC-B70G2
Digital RGB input board	VC-B70D2
Video input board	VC-B70V2
Daisy chain board	VC-B70DC
SDI input board	VC-B70SD1
Digital/Analog RGB input board	VC-B70DA2
LED unit	S-74LE
Power cord (North America)	JC-PC3MA
Power cord (Europe)	JC-PC3ME
Power cord (China)	JC-PC3MC
Power cord (Japan)	JC-PC3MJ
Motorized adjustment tool	S-A70E
Motor units for screen/mirror	S-MA70E

(10) Optional input board specification

Analog RGB input board: VC-B70G2

Signal input terminal (Analog RGB)		5BNC x1 HD Dsub15 x1
RGB Input scanning frequency	Signal resolution	VGA (640 x 480) – WUXGA (1920 x 1200) (Refer to attached “Supported signals list”)
	Horizontal	31.5kHz – 92kHz
	Vertical	49Hz – 85Hz
Pixel clock rate		25MHz – 162MHz
Functions		Scaling: shrink and zoom. Frame rate conversion.

Digital RGB input board: VC-B70D2

Signal input terminal (Digital RGB)		DVI-D (with HDCP) x2
RGB Input scanning frequency	Signal resolution	VGA (640 x 480) – WUXGA (1920 x 1200) (Refer to attached “Supported signals list”)
	Horizontal	31.5kHz – 92kHz
	Vertical	49Hz – 85Hz
Pixel clock rate		25MHz – 162MHz
Signal format		TMDS
Functions		Scaling: shrink and zoom. Frame rate conversion.

Video input board: VC-B70V2

Signal input terminal (Analog Video)		3BNC x2
Video input signals		NTSC, NTSC4.43 PAL, PAL-M, PAL-N, PAL-60, SECAM
Functions		Scaling: shrink and zoom. Frame rate conversion.

Daisy chain board: VC-B70DC

Signal input terminal		Analog RGB: HD Dsub15 x1 Digital RGB: DVI-D (with HDCP) x1 Analog Video: 3BNC x1
Signal output terminal		Digital RGB: DVI-D x1 (Daisy chain use only. Can not output HDCP signals.)
RGB Input scanning frequency	Signal resolution	VGA (640 x 480) – WUXGA (1920 x 1200) (Refer to attached “Supported signals list”)
	Horizontal	31.5kHz – 92kHz
	Vertical	49Hz – 85Hz
Video input signals		NTSC, NTSC4.43 PAL, PAL-M, PAL-N, PAL-60, SECAM
Pixel clock rate		25MHz – 162MHz
Functions		Scaling: shrink and zoom. Frame rate conversion. Daisy chain function (Up to 16 cubes)

SDI input board: VC-B70SD1

Signal input terminal		BNC x 1
Signal output terminal		BNC x 1 (for through output)
Input signals		3G-SDI (SMPTE424M): 1080p@50/59.94/60Hz HD-SDI (SMPTE292M): 1080i@50/59.94/60Hz 720p@50/59.94/60Hz SD-SDI (SMPTE259M-C): 480i@59.94Hz, 576i@50Hz
Gen lock input		Terminal: BNC x 1 Format: NTSC/PAL Black burst
Functions		Scaling: shrink and zoom. Frame rate conversion. Through output: (Up to 16 cubes @ HD-SDI, SD-SDI Up to 9 cubes @ 3G-SDI)

Digital/Analog RGB input board: VC-B70DA2

Signal input terminal		DVI-I (Digital with HDCP, Analog) x2
RGB Input scanning frequency	Signal resolution	VGA (640 x 480) – WUXGA (1920 x 1200) (Refer to attached “Supported signals list”)
	Horizontal	31.5kHz – 92kHz
	Vertical	49Hz – 85Hz
Pixel clock rate		25MHz – 162MHz
Signal format		TMDS
Functions		Scaling: shrink and zoom. Frame rate conversion. Digital cable equalizer function (Maximum 50m depending on the qualities of equipment and cable)

Supported signals list

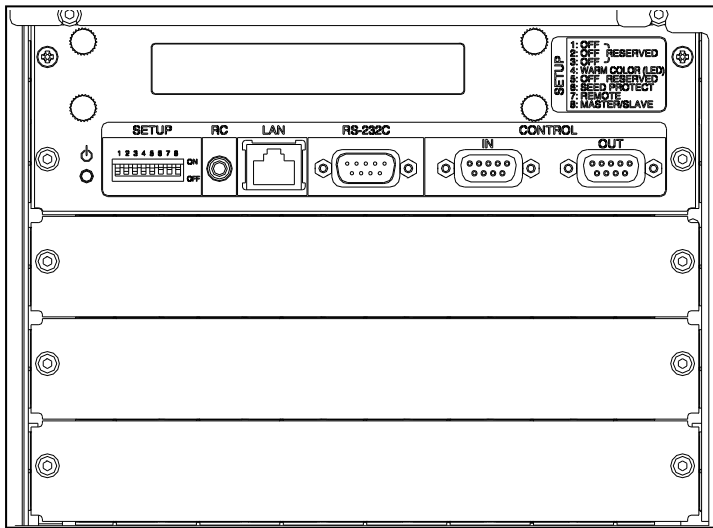
RGB signals

Signal	Resolution	Refresh rate (Hz)	Line rate (kHz)
VESA	1920 x 1200	60.0	74.0
	1920 x 1080	60.0	67.5
	1680 x 1050	60.0	65.3
	1600 x 1200	60.0	75.0
	1440 x 900	59.9	55.9
	1400 x 1050	59.9	64.7
		60.0	65.3
		74.9	82.3
	1366 x 768	59.8	47.7
	1360 x 768	60.0	47.7
	1280 x 1024	60.0	64.0
		75.0	80.0
		85.0	91.1
	1280 x 960	60.0	60.0
	1280 x 800	59.8	49.7
	1280 x 768	59.9	47.8
	1280 x 720	60.0	45.0
	1152 x 864	75.0	67.5
	1024 x 768	60.0	48.4
		70.1	56.5
		75.0	60.0
		85.0	68.7
	848 x 480	60.0	31.0
	800 x 600	56.3	35.2
		60.3	37.9
		72.2	48.1
		75.0	46.9
		85.1	53.7
	720 x 400	85.0	37.9
	640 x 480	59.9	31.5
		72.8	37.9
		75.0	37.5
		85.0	43.3
640 x 400	85.1	37.9	
640 x 350	85.1	37.9	
PC	1400 x 1050	60.0	64.0
	1280 x 1024	60.0	63.4
	1280 x 960	75.0	75.0
	1152 x 864	70.0	63.9
		85.1	77.5
640 x 400	70.1	31.5	
	84.1	37.9	
Mac	1152 x 870	75.0	68.6
	1024 x 768	74.9	60.2
	832 x 624	74.5	49.7
	640 x 480	66.7	35.0
Unix	1280 x 1024	59.9	64.6
		71.2	75.1
		72.0	78.1
		76.1	81.1
HDTV	1920 x 1080	50.0	28.1
		59.9	33.7
	1280 x 720	50.0	37.5
		59.9	45.0

Y/Cb/Cr (Y/Pb/Pr) signals

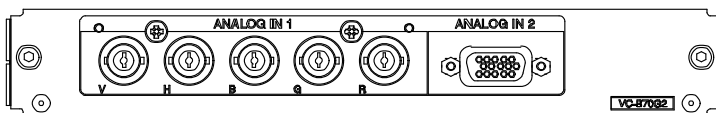
Signal	Resolution	Refresh rate (Hz)	Line rate (kHz)
1125p/1080p	1920 x 1080	50.0	56.3
		59.9	67.4
1125i/1080i	1920 x 1080	50.0	28.1
		59.9	33.7
750p/720p	1280 x 720	50.0	37.5
		59.9	45.0
625p/576p	720 x 576	50.0	31.3
525p/480p	720 x 480	59.9	31.5

Terminal panel

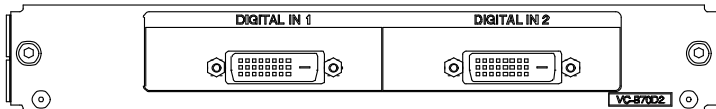


Optional input board appearance

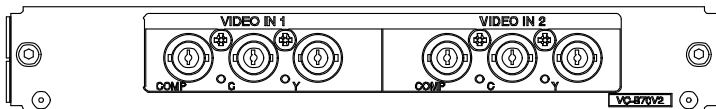
VC-B70G2



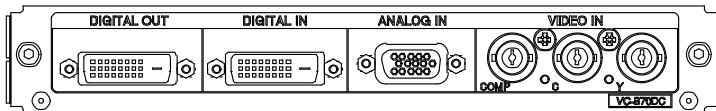
VC-B70D2



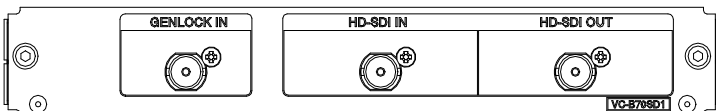
VC-B70V2



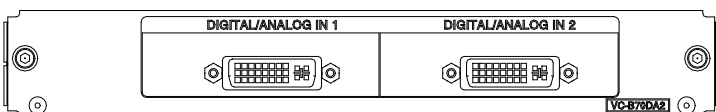
VC-B70DC



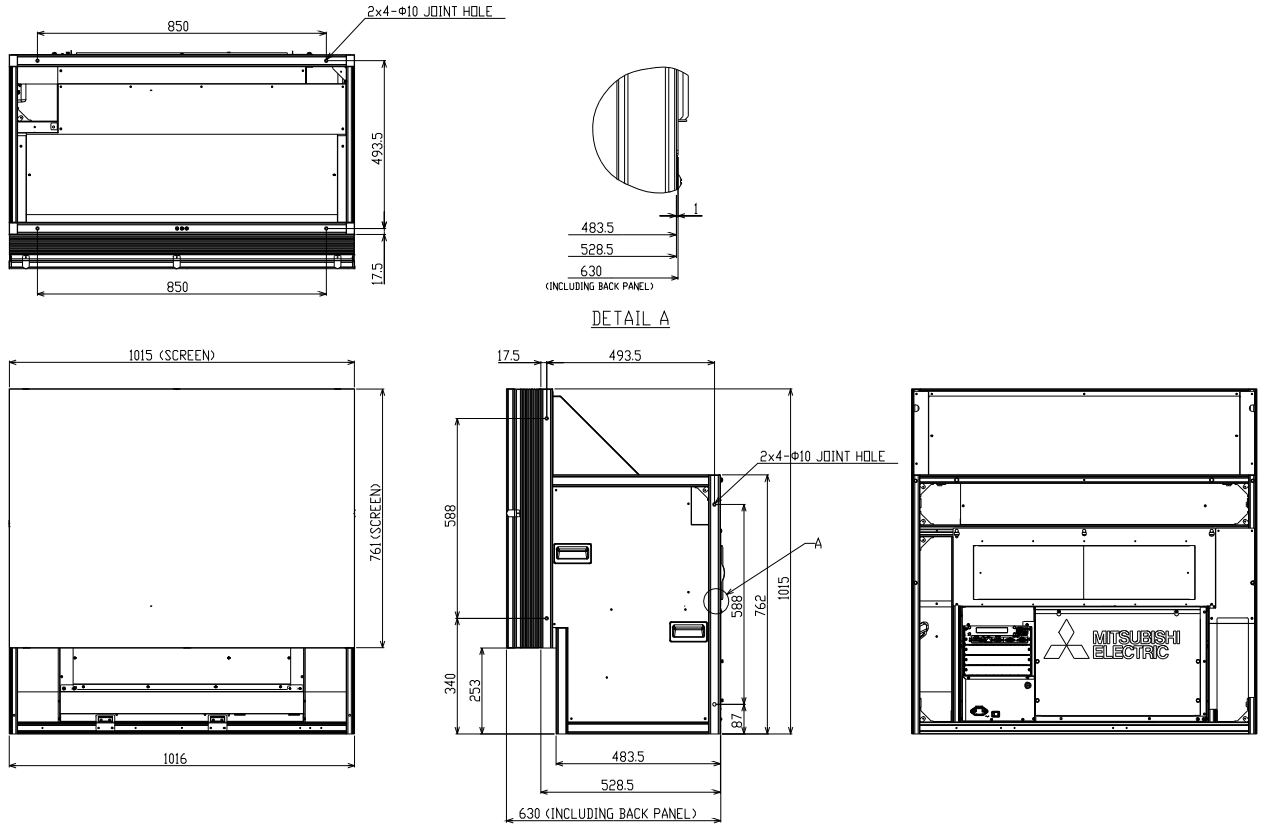
VC-B70SD1



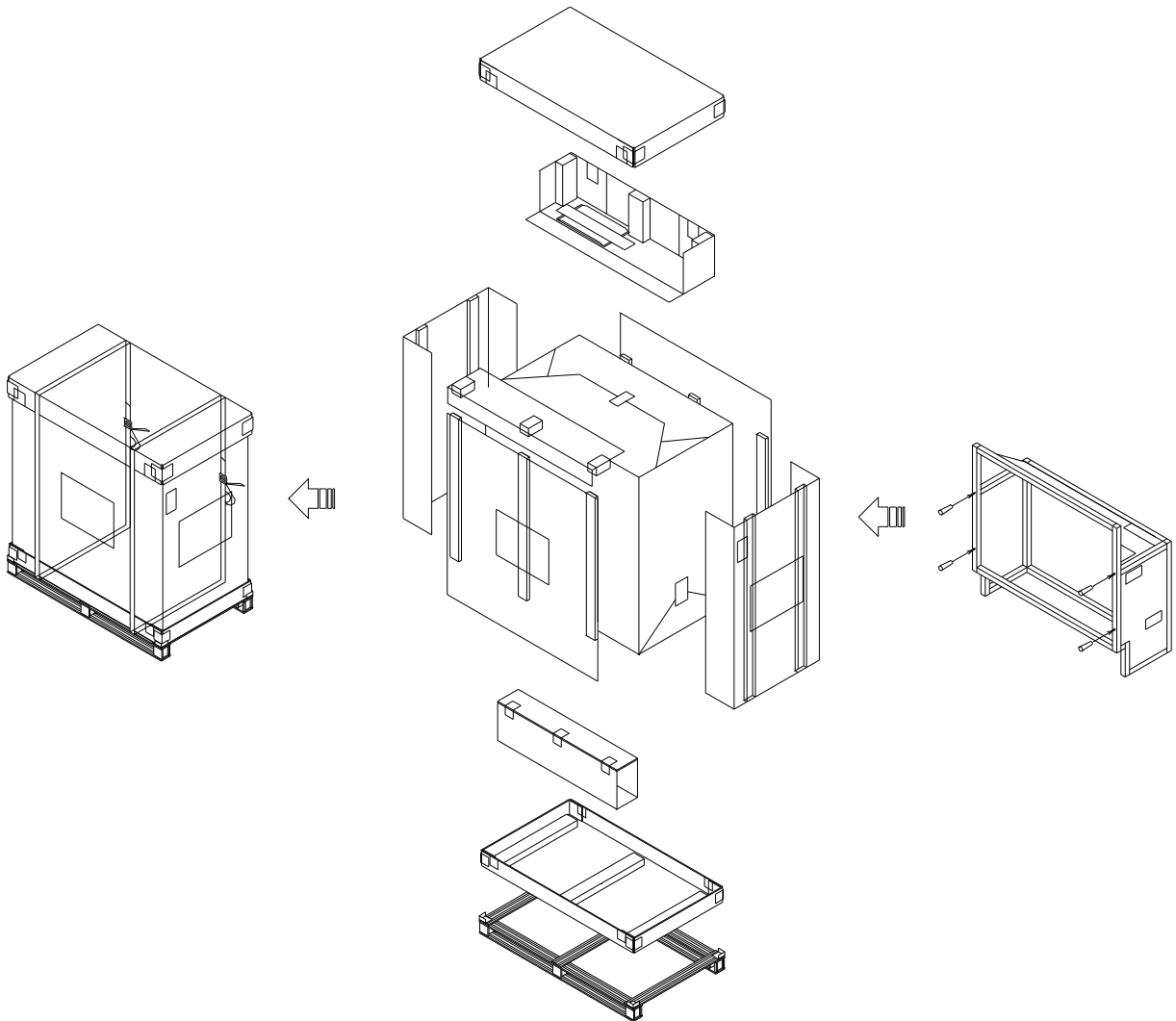
VC-B70DA2



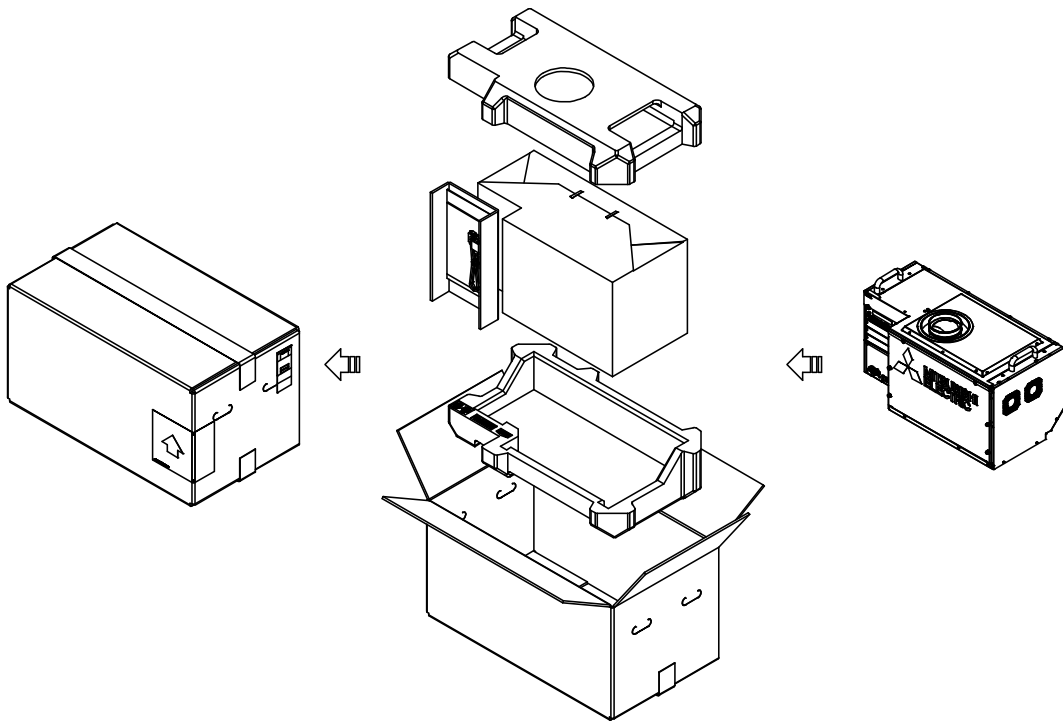
External dimensions



Packing specification
[Cabinet unit: S-5070CA]



[Engine unit: VS-XE74U]



[Screen unit: SC-5075U/L, SC-5070B]

